




What's Big, Yellow, Beautiful, and Purrs? ...a CAT, of Course


We were recently commissioned by Caterpillar to make a cutaway of one of their 3406E diesel engines. Weighing 3100 pounds and displacing 14.6 liters, it ranks as one of the largest and most intricate single cutaways we have done to date. And, as it was needed for the grand opening of their new plant in Nuevo Laredo, Mexico, our timing was very tight, as well.


The main block was too big for any of our standard machines, so we developed a series of special tools and methods that attached and worked directly on the casting. All internal components along with fittings, fasteners and brackets were electroless nickel plated. Color coding depicting fuel, coolant, exhaust, air and oil was added along with Cat's famous yellow exterior in our famous catalyzed enamel finish. 



Calco Employees Involved With Caterpillar Cutaway

At the Heart of Every Start

The Caterpillar engine cutaway didn't include a starter, but if it had, it very likely could have been one from Tech Development. As one of the world's foremost manufacturers of turbine powered starters, they feature a wide variety of models to fit most applications and sizes. The pictured cutaway is finished with Imron paint and bright nickel/chrome plating, mounted on a brushed aluminum base. Having been carefully clearanced, the cutaway can be operated either by hand or a shot of "shop" air. 




Tech Development's T112 Viper Starter Motor




Mobile Trade Show

So you want to take some cutaways to show to your clients and prospects, but the equipment you make doesn't exactly fit neatly in a brief case. The situation is further complicated by the fact that many of your clients are in mining at remote, hard-to-get-to locations. Solution: Take your story to them in a trailer. Our good friends at Warman International came to us with the concept. We introduced them to a local trailer distributor/finisher who provided them with a Wells-Cargo unit complete with diamond plate interior. We then designed and fabricated the mounts and cabinets needed to display their components. (Along with the cutaways, of course.) We also reinforced the trailers floor and frame

to accommodate the nearly 2 tons of added attachments. We even arranged to have their logo put on both sides so it was virtually ready for the road.

We are firm believers that there is no substitute to showing a client the actual, full-sized product. We are confident Warman will realize a sizable and fast return on their investment in this traveling display. 



Meet Our Resident Artist - Faustino

One of the most visible aspects of the quality of our cutaways is the paint finish. And, at the heart of our finish is our main spray painter, Faustino Brito. "Tino" came to us through a recommendation of a friend. "This guy's both artistic and mechanical. He'd be perfect for your operation", said Roger Basrak, Director of Automechanics at a local high school. Roger couldn't have been more correct. So the next time you admire one of our beautiful paint jobs, you can also remember the artist who took loving care to apply it. 

How to Contact Us

For more information regarding this newsletter or details on how to dramatize your product presentations, please call, write, fax, or e-mail Tom Calhoun at:

 **CalCo
Cutaways**

316 Cary Point Drive, P.O. Box 415
Cary, IL 60013
Phone: (847) 639-3858
Fax: (847) 639-3860
Internet: <http://www.calcocutaways.com>
e-mail: tcalhoun@calcocutaways.com